

BIANCHI F.lli S.p.a.
Rubinetteria

VALVES FOR WATER AND GAS
HEATING EQUIPMENT

MADE IN ITALY
www.bianchifratelli.it



424 - 434

**FULL PORT BALL VALVE
M X F NPT**

Forged brass two piece body, chrome plated brass ball, PTFE ball seats, blow-out proof stem with adjustable packing nut and PTFE stem seal. Steel lever handle (424) or aluminum T-handle (434). Rated 600 WOG.

SIZES: FROM 1/2" UP TO 2" NPT



425 - 435

**FULL PORT BALL VALVE
F X F NPT**

Forged brass two piece body, chrome plated brass ball, PTFE ball seats, blow-out proof stem with adjustable packing nut and PTFE stem seal. Steel lever handle (425) or aluminum T-handle (435). Rated 600 WOG.

**SIZES: FROM 1/2" UP TO 2" NPT
(AVAILABLE SIZES ON REQUEST: 2" 1/2 - 3" - 4")**




424B - 434B

**FULL PORT BALL VALVE
M X F NPT**

Forged brass two piece body, chrome plated brass ball, PTFE ball seats, blow-out proof stem with 2 NBR O-Rings. Steel lever handle (424B) or aluminum T-handle (434B). Rated 400 WOG.

**SIZES: FROM 1/2" UP TO 2" NPT
LOW LEAD BRASS CW510L AVAILABLE**



425B - 435B

**NPT FULL PORT BALL VALVE
F X F NPT**

Forged brass two piece body, chrome plated brass ball, PTFE ball seats, blow-out proof stem with 2 NBR O-Rings. Steel lever handle (425B) or aluminum T-handle (435B). Rated 400 WOG.

**SIZES: FROM 1/2" UP TO 2" NPT
(AVAILABLE SIZES ON REQUEST: 2" 1/2 - 3")
LOW LEAD BRASS CW510L AVAILABLE**



437

**FULL PORT BALL VALVE
C X C**

Forged brass two piece body, chrome plated brass ball, PTFE ball seats, blow-out proof stem with adjustable packing nut and PTFE stem seal. Steel lever handle. Rated 600 WOG.

**SIZES: FROM 1/2" UP TO 2"
LOW LEAD BRASS CW510L AVAILABLE**



437B

**FULL PORT BALL VALVE
C X C**

Forged brass two piece body, chrome plated brass ball, PTFE ball seats and blow-out proof stem with 2 NBR O-rings. Steel lever handle. Rated 600 WOG.

SIZES: FROM 1/2" UP TO 1"



4851 - 4871

**BALL BIBCOCK
MIP X 3/4" HOSE THREAD**

Forged brass body, chrome plated brass ball, PTFE ball seats, blow out proof stem with NBR O-rings. Steel lever handle (4851) or T-handle (4871)

SIZES: 1/2" AND 3/4"



438P

**BALL VALVE FOR PEX AND
MULTILAYER (P-A-P) PIPES**

Forged brass body, chrome plated brass ball with PTFE seats, blow-out proof stem with NBR O-rings. For multilayer and PEX pipes, press-fit-ends bushes. Steel lever handle

SIZES: 1/2"



425/2 - 435/2

**FULL PORT GAS BALL VALVE
F X F NPT**



Forged brass body, chrome-plated brass ball, PTFE ball seats, blow-out proof stem with PTFE stem seal and adjustable packing nut. Steel lever handle (425/2) or aluminum T-handle (435/2).
Rated 600 WOG.

SIZE: FROM 1/2" UP TO 1" NPT



460 - 461

**TWO PIECE BODY GAS BALL VALVE
F X F NPT**



Forged brass body, chrome-plated brass ball, PTFE ball seats and blow-out proof stem with NBR O-rings. Available with aluminum lever handle, T-handle and square-head.
Rated 600 WOG

**SIZE: #460 3/4" AND 1"
#461 1/2"**



462

**ONE PIECE BODY GAS BALL VALVE
F X F NPT**



Forged brass body, chrome-plated brass ball valve, PTFE ball seats and blow-out proof stem with NBR O-rings. Aluminum T-handle.
Rated 600 WOG.

SIZES: 1/2" AND 3/4" NPT



463

**TWO PIECE BODY GAS BALL VALVE
FL X FL**



Forged brass body, chrome-plated brass ball, PTFE ball seats, blow-out proof stem with NBR O-rings. Aluminum lever handle.
Rated 600 WOG

SIZES: 3/8" FL, 1/2" FL AND 5/8" FL



464

**TWO PIECE BODY GAS BALL VALVE
FL X MIP**



Forged brass body, chrome-plated brass ball, PTFE ball seats, blow-out proof stem with NBR O-rings. Aluminum lever handle.
Rated 600 WOG.

**SIZES: 1/2" M NPT X 3/8" FL
1/2" M NPT X 1/2" FL**



465

**TWO PIECE BODY GAS BALL VALVE
FL X FIP**



Forged brass body. Chrome-plated brass ball, PTFE ball seats, blow-out proof stem with NBR O-rings. Aluminum lever handle.
Rated 600 WOG.

**SIZES: 1/2" F NPT X 9/16" FL
1/2" F NPT X 3/8" FL
1/2" F NPT X 1/2" FL
1/2" F NPT X 3/4" FL
3/4" F NPT X 5/8" FL
3/4" F NPT X 15/16" FL**



490

**TEXAS PATTERN GAS HOSE COCK
F NPT X HOSE**

Forged brass body, chrome-plated brass ball, PTFE ball seats, 1/2" female NPT x hose for use with liquid/gas ball valve. Aluminum lever handle.
Rated 600 WOG

SIZES: 1/2" NPT



4622

**ONE PIECE GAS BALL VALVE
F X F**



Forged brass body, chrome-plated brass ball, PTFE ball seats, blow-out proof stem with NBR O-rings. Aluminum lever handle.
Rated 600 WOG.

SIZES: 1/2" AND 3/4" NPT



4623

**ONE PIECE SAFETY CLOSE BALL
VALVE F X F**



Forged brass body, chrome-plated brass ball, PTFE ball seats, blow-out proof stem with NBR O-rings. Aluminum push T-handle.
Rated 600 WOG.

SIZES: 1/2" AND 3/4" NPT




4652

**ONE PIECE GAS BALL VALVE
F X FL**



Forged brass body, chrome-plated brass ball, PTFE ball seats, blow-out proof stem with NBR O-rings. Aluminum lever handle.
Rated 600 WOG.

**SIZES: 1/2" F NPT X 9/16" FL
3/8" FL AND 1/2" FL**



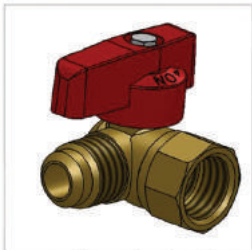
4653

**ONE PIECE SAFETY CLOSE
GAS BALL VALVE
F X FL**



Forged brass body, chrome-plated brass ball PTFE ball seats, blow-out proof stem with NBR O-rings. Aluminum push T-handle.
Rated 600 WOG

**SIZES: 1/2" F NPT X 9/16" FL
3/8" FL AND 1/2" FL**



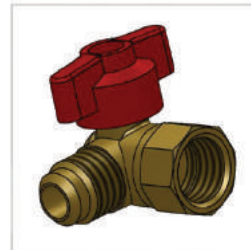
4662

**ONE PIECE ANGLE
GAS BALL VALVE
F X FL**



Forged brass body, chrome-plated brass ball PTFE ball seats, blow-out proof stem with NBR O-rings. Aluminum lever handle.
Rated 600 WOG.

**SIZES: 1/2" NPT X 9/16" FL
1/2" NPT X 3/8" FL
1/2" NPT X 1/2" FL**



2663

**ONE PIECE ANGLE SAFETY
CLOSE BALL VALVE
F X FL**



Forged brass body, chrome-plated brass ball PTFE ball seats, blow-out proof stem with NBR O-rings. Aluminum push T-handle.
Rated 600 WOG.

**SIZES: 1/2" NPT X 9/16" FL
1/2" NPT X 3/8" FL
1/2" NPT X 1/2" FL**



537

**FULL PORT BALL VALVE
PRESS-ENDS**



Forged LF brass body, chrome plated brass ball, PTFE seats, blow-out proof stem with adjustable packing nut and PTFE stem seal. Steel lever handle.

RATED 600 WOG

**SIZES FROM 1/2" UP TO 2"
LOW LEAD BRASS CW511L**



560

**FULL PORT BALL VALVE
FIP X PRESS-ENDS**



Forged LF brass two-piece body, chrome plated brass ball, PTFE seats, blow-out proof stem with adjustable packing nut and PTFE stem seal. Steel lever handle.

Rated 600 WOG.

**SIZES FROM 1/2" UP TO 2" NPT
LOW LEAD BRASS CW511L**



662

TWO WAY ZONE VALVE

Forged brass 2 ways zone valves, EPDN sealing, stainless steel spring, automatic operation with thermoelectric heads (ITEM 350-351)

SIZES: 1/2", 3/4" AND 1" NPT



663

THREE WAY ZONE VALVE

Forged brass 3 ways zone valves, EPDN sealing, stainless steel spring, automatic operation with thermoelectric heads (ITEM 350-351)

SIZES: 1/2", 3/4" AND 1" NPT



664

FOUR WAY ZONE VALVE

Forged brass 4 ways zone valves, EPDN sealing, stainless steel spring, automatic operation with thermoelectric heads (ITEM 350-351)

SIZES: 1/2", 3/4" AND 1" NPT



350 - 351

THERMOELECTRIC HEAD

Thermoelectric head with micro-switch and 2 power cables (350) or 4 power cables (351). 230V or 24V.

SIZES: M30X1,5



930 - 931

**TANKLESS ISOLATION VALVES
F X F NPT**



Forged LF brass body tankless isolation valve kit, chrome plated brass balls, PTFE ball seats, blow-out proof stems with O-rings. Aluminum lever handles. (930: 4-ways; 931: 3-ways).

Rated 600 WOG

**SIZES: 3/4" NPT
LOW LEAD BRASS CW510L**



933 - 934

**TANKLESS ISOLATION VALVES
C X C**



Forged LF brass body tankless isolation valve kit, chrome plated brass balls, PTFE ball seats, blow-out proof stems with O-rings. Aluminum lever handles. (933: 4-ways; 934: 3-ways).

Rated 600 WOG.

**SIZES: 3/4" NPT
LOW LEAD BRASS CW510L**



650
FEMALE THERMOSTATIC MIXING VALVE

3 ways thermostatic mixing valve with female connection.

SIZES: 1/2", 3/4" AND 1" NPT
LOW LEAD BRASS CW510L



652
MALE THERMOSTATIC MIXING VALVE

3 ways thermostatic mixing valve with male connection.

SIZES: 1/2", 3/4" AND 1" NPT
LOW LEAD BRASS CW510L



652S
THERMOSTATIC MIXING VALVE W/SOLDER ENDS

3 ways thermostatic mixing valve with solder ends.

SIZES: 3/4" AND 1"
LOW LEAD BRASS CW510L



652P
THERMOSTATIC MIXING VALVE W/PRESS ENDS

3 ways thermostatic mixing valve with press ends.

SIZES: 3/4" AND 1"
LOW LEAD BRASS CW510L



652F
THERMOSTATIC MIXING VALVE W/PEX ENDS

3 ways thermostatic mixing valve with pex ends - ASTM F1807 and ASTM F1960

SIZES 3/4" AND 1"
LOW LEAD BRASS CW510L

- CONNECTIONS WITH OR WITHOUT CHECK VALVES
- MIXING VALVES AVAILABLE ALSO FOR SOLAR APPLICATIONS



BIANCHI F.lli S.p.a.
Rubinetteria

P.O.BOX 66 - Via Valdoro 5 - 25065 Lumezzane S.S.- Brescia - Italy
T. +39 030 8920386 - F +39 030 8922518 - info@bianchifratelli.it

MADE IN ITALY
www.bianchifratelli.it